











2023 Graduation Rates Summary

[Redacted]		
[Redacted]	[Redacted]	[Redacted]
[Redacted]	[Redacted]	[Redacted]
[Redacted]	[Redacted]	[Redacted]

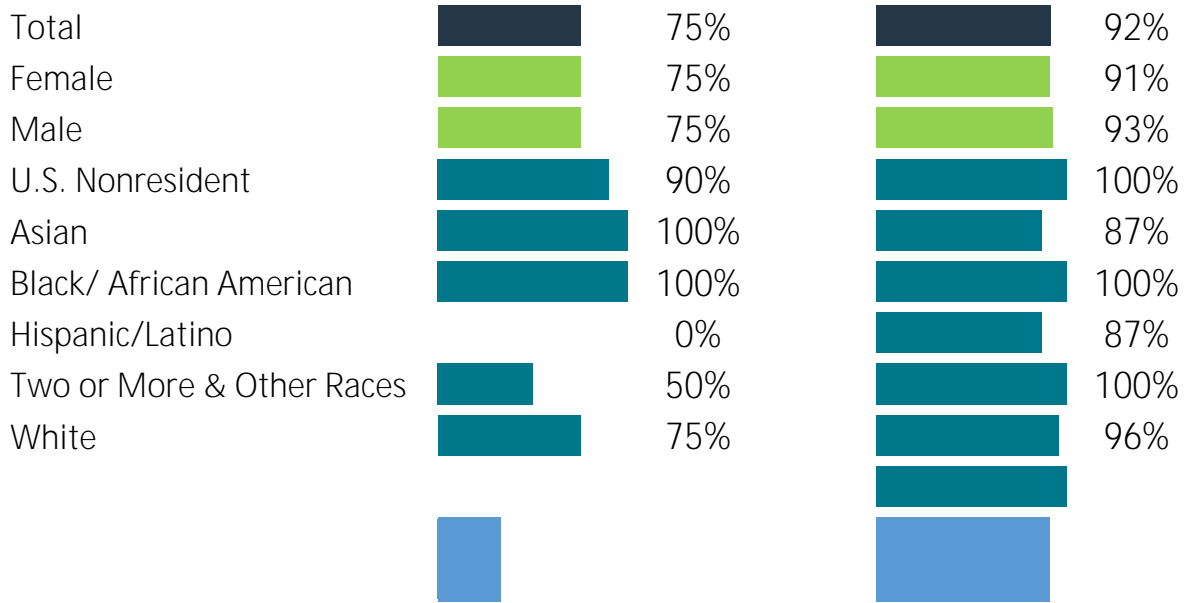


TCOM Graduation Rates 2023

















DO 6-Year Graduation Rate		
Total		93%
Female		94%
Male		92%
U.S. Nonresident	-	-
Asian		93%
Black/ African American		100%
Hispanic/Latino		79%
Two or More & Other Races		100%
White		97%
Unknown/Not Specified		100%
Underrepresented Race/Ethnicity in Health Sciences		80%
Average Time To Complete	4.1 Years	

School of Biomedical Sciences Graduation Rates 2023

SBS



School of Public Health Graduation Rates 2023

SPH	PhD 10-Year Graduation Rate		Masters 6-Year Graduation Rate	
Total		100%		75%
Female		100%		78%
Male		100%		65%
U.S. Nonresident		100%		80%
Asian	-	-		68%
Black/ African American	-	-		79%
Hispanic/Latino	-	-		69%
Two or More & Other Races	-	-		67%
White		100%		78%
Unknown/Not Specified	-	-		67%
Underrepresented Race/ Ethnicity in Health Sciences	-	-		74%
Average Time To Complete	5.7 Years		2.2 Years	



System College of Pharmacy Graduation Rates 2023*

SCP	PHARMD 6-Year Graduation Rate	
Total		91%
Female		92%
Male		90%
U.S. Nonresident	-	-
Asian		88%
Black/ African American		100%
Hispanic (H)-3 (0 1 Tf02* nBT0 gG/7 EML) Rarican		